

- Technical equipment available at additional cost is listed separately in the **Additional Charges**.
- Requirements should be discussed with the Technical Manager in advance of Get In.
- All information in this specification is subject to availability.

## **Arrivals & Access – Visiting Company Personnel**

Personnel Access is via the main entrance foyer on Sheepcote street - where all visitors must sign in. The only permitted access for Personnel is via the Foyer.

### **Unloading/Get-in and Loading/Get-out**

Access to the Ron Barber Studio is via the Foyer on Sheepcote Street. An alternate route is permissible via the Loading Bay and Main House Orchestra Pit Lift, which leads to the backstage of the Studio, but this must be with prior arrangement as the Main House may be in use by others.

## **SEATING**

- Flexible, unfixed and lockable seating for all layouts (excluding Cabaret Style).
- Standard seating configuration is End-On in a standard of 4 rows (B to E). Row B - at stage level (flat floor), Rows C, D & E are raked at 1, 2, and 3 foot. An additional row, Row A, goes "flat floor" in front of Row B, if required..
- Bespoke configurations are possible upon request - see Layouts on next page.
- All seating configurations must leave 2 clear evacuation routes and be approved by the Technical Department.
- Seating must be returned to standard configuration upon get-out unless otherwise advised by the Technical Department.

### Notes on the Layouts on next page:

**Acting Area** - For the purposes of these measurements, the 'acting area' extends up to the pillars; any available space beyond this has not been factored in.

**Capacity** - This is the maximum number of seats available for sale in each layout.

**Wheelchair Users** - We can accommodate a maximum of one wheelchair user per performance in the Studio. Two seats for a wheelchair user and accompanying carer will be held for sale exclusively through Box Office so that we can ensure appropriate provision is made. These seats are included in the capacity for each layout.

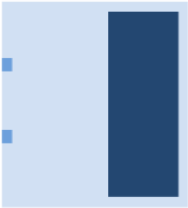





**House Seats** - Allowance has been made for two house seats in each layout, which are not counted as part of the overall capacity and will not be made available for sale for any performance.

**Stewards** - Two seats for stewards will be located in a suitable position, depending on layout (stewards may not have a clear view of the performance).

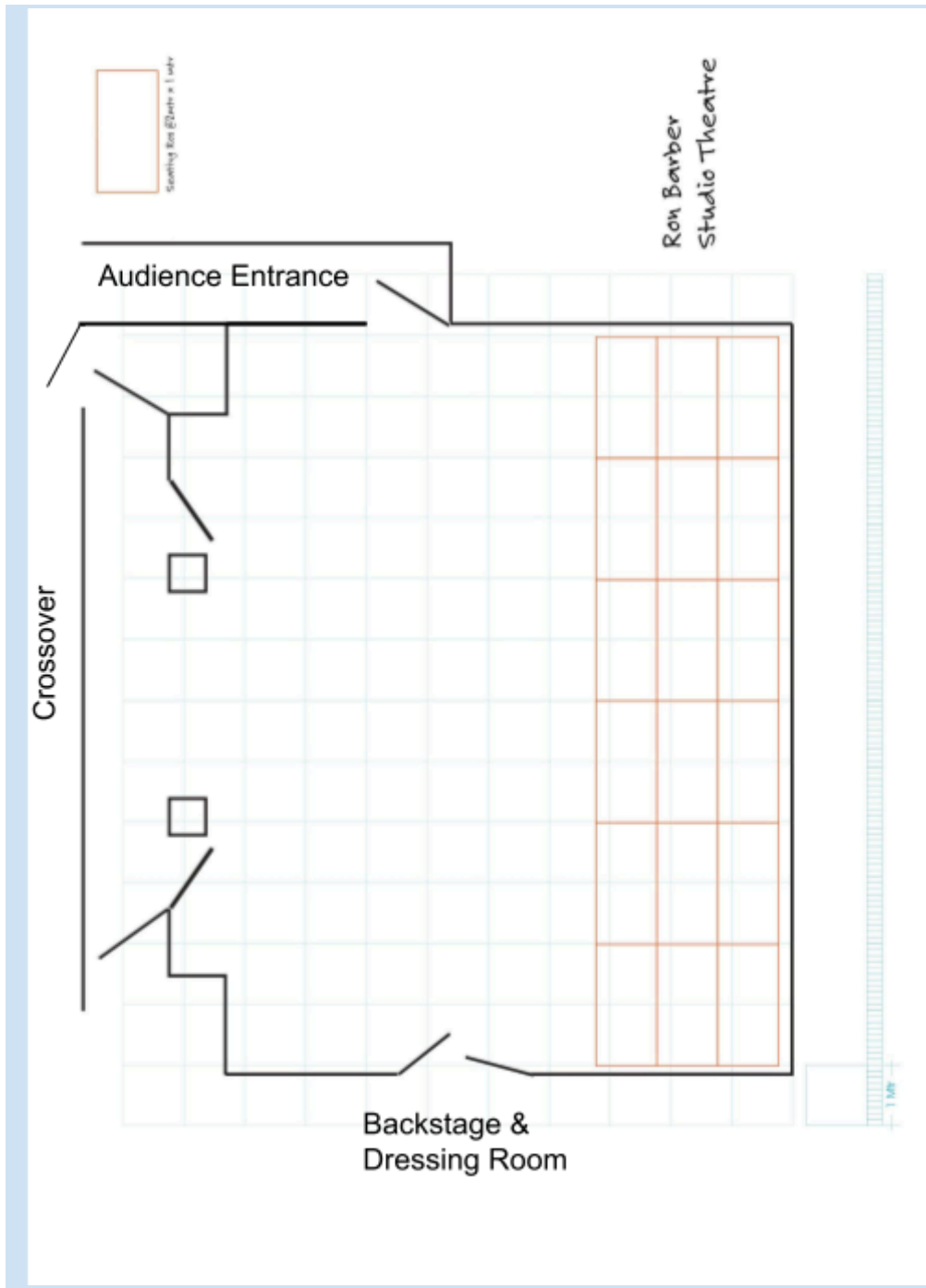
### Seating Configurations & Capacities

Diagrams not to scale, overall dimensions approximately 12m x 9m.

Seating areas in dark blue. Pillars leading to alcove indicated by small blue dot squares on the right hand side of each graphic.

End On (Standard)	Thrust	In the Round	Short End On
			
Capacity: 90/120 Acting area: 5m/3m x 12m	Capacity: 100 Acting Area: 5.5m x 5.5m	Capacity: 100 Acting Area: 6m x 6m	Capacity: 90 Acting Area: 5m x 9m
Avenue Longways	Avenue Shortways	Cabaret Style and Other Layouts	
		<p>For any non standard configurations we will initially put a maximum 80 tickets on sale (not including stewards and house seats which will also need to be accommodated).</p> <p>It may be possible to increase this number once the final layout is agreed with the Technical Department.</p>	
Capacity: 106 Acting Area: 3.5m x 12m	Capacity: 98 Acting Area: 9m x 4.5m	Capacity and Acting Area are variable.	

**PLAN VIEW WITH STANDARD SEATING ROSTRA**



## PERFORMANCE SPACE

**Style Of Venue:** Black Box, multi-purpose

The Studio is a 12m x 9m (approx) "Black Box" style performance space with flexible options for performance space & seating arrangements. In our standard "End-On" seating layout, the Stage Right entrance is via double doors to backstage/dressing rooms. Stage Left entrance is via a single door which is also the Audience entrance. There is an alcove along one wall (upstage centre in the standard End-On Seating Layout), in between 2 pillars, with an upstage entrance either side of the pillars.

### Studio Dimensions

	<u>Width</u>	<u>Height/Drop</u>	<u>Depth</u>
Lighting Grid	Full Width	6.5m/21.3ft	Full Depth
Overall Dimensions	12m/39.4ft	6.5m/21.3ft	9m/29.5ft

### Masking

- Full width black curtains on rail across the alcove wall, of 3.6m drop
- A selection of masking flats are available on request, by prior arrangement

### Technical Gallery & Communications

- Tech Gallery accessible from the Public Lift Lobby on Level 3.
- Tech Gallery spans three sides of Studio at level above performance space.
- 4 Headsets and belt packs available for use across the Studio.
- 4 cue lights available for use, operated from the prompt desk. List of positions available on request.
- Backstage calls to the dressing room and FoH calls to the studio operated from the prompt desk

### Power

- 4 Facility Boxes in each corner of the performance space. 13a power outlets in each
- 13a power around the tech gallery and various locations throughout the venue.
- 1 x 32 a single phase on Tech Gallery, dedicated to LX Power

### Backstage & Dressing Room

- Dedicated backstage area adjacent to Studio, through Stage Right double doors.
- Crossover corridor connects all entrances to the backstage area.
- x1 dressing room off the backstage area
- Separate Toilet and Separate Shower Room off Backstage area

### Show Relay

- Show relay audio speakers permanently fitted in all dressing rooms and backstage corridors
- Conductor Cam available on request

## LIGHTING

- Fixed Lighting Grid spanning entire space, measuring approx 9m x 9m overall
- 36 bays in grid (6x6 squares) each bay measuring approx 1.5 x 1.5m
- A SWL of 40 kg per bay..
- Standard rig consists of Front Light and House Lights. It may be altered as necessary but must be returned by the end of get-out.
- Remaining lanterns on the grid can stay where they are but excessive cabling must be removed.
- Lighting plans to be submitted to the Technical Department no later than two weeks prior to get-in to guarantee stock levels.
- Limited additional stock of 15amp and DMX cable available on request.
- No gel or gobos are included within the hire, any requests should be made to the Technical Department for later recharge.
- *\*\*Showline Varilite Fixtures are shared with the Main House - subject to availability - please check with the venue in advance of your hire.*

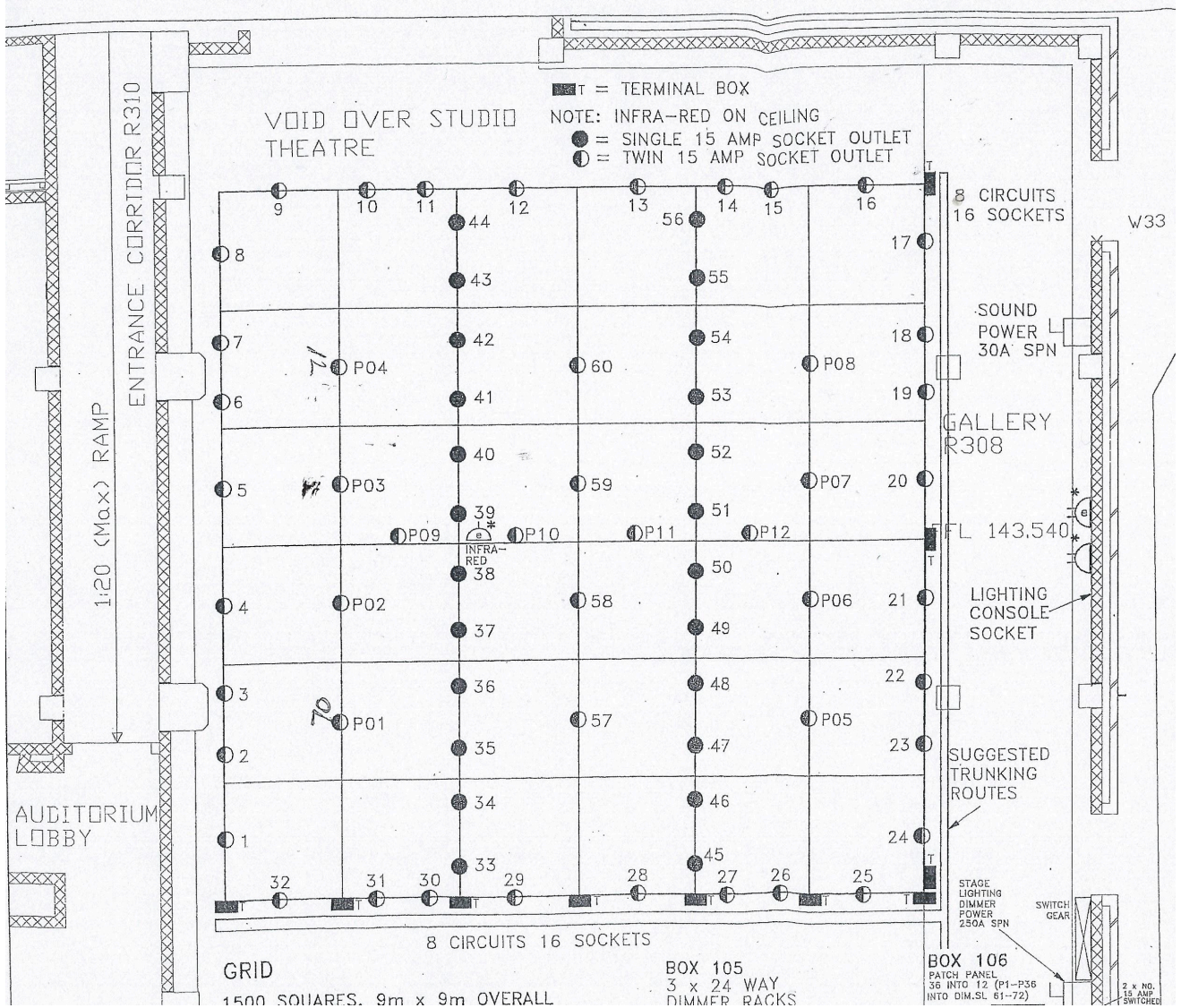
## LANTERN STOCK

Type	Make & Model	No.	Wattage/ Lumens
<b>Generic Fixtures</b>			
PROFILE	ETC Source 4 Jr 25/50	4	575W
	Strand Brio 18/30	8	600W
	CCT Minuette	6	650W
FRESNEL	Strand Quartet	8	650W
	Selecon Acclaim	10	650W
	Minuette Fresnels (used for House Lights only)	4	650W
PARCAN	Thomas Par 64	4	1000W (CP62)
<b>Intelligent Fixtures</b>			
PROFILE	ETC ColorSource V Zoom 25/50	6	9,498 lm
BATTEN	LED Head Batten2	4	18x12W
WASH MOVERS	Chauvet Rogue R1X	4	

*The Venue has a small selection of intelligent fixtures not listed here. Please check with the Technical Manager regarding availability & in-service status of these intelligent fixtures, as well as all fixtures listed above.*

<b>Operator Position</b>	Tech Gallery	<b>Lighting Desk</b>	ETC Element
<b>Dimmers</b>	72 x 2.5k Permus circuits	<b>Non-Dim Power</b>	4 x Non-Dim 15 amp circuits
<b>DMX Universes</b>	The venue has 1 universe throughout the venue.		
<b>House Light Control</b>	House lights are dmx controlled.		

## LX GRID PLAN



## SOUND

Operator Position	Tech Gallery	Sound Desk	Soundcraft GB8 (analogue)
<b>P.A.</b>	<ul style="list-style-type: none"> <li>4 x FOH Speakers x1 per corner of the studio at Technical Gallery level, fed from Group 1-4 on the desk as standard.</li> <li>4 x Main Amp channels (x2 Samson SA 200 2 ch Amp)</li> <li>4 x Auxilliary Amps (x1 Samson SA 200 2 ch, x1 Crown XLS802 2ch)</li> <li>3 x Monitor Wedges</li> </ul>		
<b>Playback</b>	<ul style="list-style-type: none"> <li>Windows PC &amp; 2-in 8-out Soundcard with Show Cue System v11</li> </ul>		

Limited additional stock of mics, stands, and cabling available on request.

## AUDIO VISUAL

- Retractable projection screen permanently fitted opposite Technical Gallery Covers wall above the alcove, **5m wide**
- Front projection from the centre of the Technical Gallery.
- Projectors available for hire on request - arrange with Technical Manager
- Visiting Companies to provide their own playback device for projections.
- A range of video converters are available, but not all types for all scenarios - please discuss your requirements with the Technical Manager in advance.